

ISSN 2181-8622

**SCIENTIFIC AND TECHNICAL JOURNAL
OF NAMANGAN INSTITUTE OF ENGINEERING AND
TECHNOLOGY**

**НАМАНГАН МУҲАНДИСЛИК-ТЕХНОЛОГИЯ
ИНСТИТУТИ
ИЛМИЙ-ТЕХНИКА ЖУРНАЛИ**

**НАУЧНО-ТЕХНИЧЕСКИЙ ЖУРНАЛ
НАМАНГАНСКОГО ИНЖЕНЕРНО-
ТЕХНОЛОГИЧЕСКОГО
ИНСТИТУТА**



The journal is included in the list of scientific publications recommended by the Higher Attestation Commission under the Cabinet of Ministers of the Republic of Uzbekistan for publication of the main scientific results of dissertations in technical sciences in 2019 (Technical Sciences - 05.00.00) №33.



UDC. 631.313

RESEARCH RESULTS ON DETERMINING RATIONAL PARAMETERS OF A MECHANICAL SEEDING MACHINE**Turdaliyev Voxidjon Maxsudovich***Associate Professor of Namangan Institute of Civil Engineering**Tel: +99(897) 335 9339, e-mail: vox-171181@mail.ru***Makhkamov Gulomjon Usmonjonovich***Doctoral student of Namangan Institute of Civil Engineering**Tel: +99(893) 938 2588, e-mail: arsmgu8682@umail.uz***Akbarov Abdurahmon Iminjon oqli***Assistant of Namangan Institute of Civil Engineering**Tel: +99(897) 216 6692, e-mail: abduraxmonakbarov77@gmail.com***Mamadboev Shoxrux Baxodirjonovich***Lecturer of Namangan State University**Tel: +99(899) 520 4343, e-mail: mamadboyev@mail.ru***Abstract:**

Objective. *The article provides data on the volume of onion cultivation in the world, as well as an analysis of agrotechnical requirements and onion planting technologies. At the same time, the influence of mechanical seeders on the sowing process is described, the results of theoretical and experimental studies of a honeycomb-mechanical seeder for sowing onion seeds in rows are given, and conclusions are given.*

Methods. *According to the agro-technical requirements, it is recommended that the longitudinal distance between onion seeds sown is 8-10 cm, the number of seeds sown in one hole is up to 3, the unevenness of seed distribution should not exceed 10%. It is stated that the error of the measuring interval should not exceed ± 0.5 cm [2]. The longitudinal distance between the seeds sown in a row, average square deviation, coefficient of variation, and number of seeds in the hole should not exceed or decrease the values specified in the initially developed requirements.*

Conclusion. *In conclusion, we can say that the values obtained as a result of experimental research correspond to the values determined in theoretical research. For example, in theoretical studies, when the speed of the planter was in the range of 1-1.4 m / s, the number of revolutions of the cell disc was 140 rpm and the number of cells in the cell disc was 8, the distance between the sown seeds was calculated to be 7.5-10.5 cm and was observed to be in the range of 8.0-10.0 cm in experimental research.*

Keywords: Vegetables, onions, seeds, sowing, mechanical, variation, ratio, base wheel, cell disc, rotating roller, chain drive, speed, agronomic requirements.

Introduction. Currently, the leading position in the agricultural sector is the production of resource-saving technologies and means of technique used in the cultivation of vegetable products, including onions. "Considering that 92.1 million tons of onions are grown worldwide and the volume of onion cultivation is growing by 2-3% annually" [1], one of the important tasks in the cultivation of onion seeds is the development of high-quality and resource-saving technical means and devices. In this regard, one of the vital tasks of science is to provide seed

use to meet established norms in sowing onion seeds and to develop devices with high accuracy of planting seeds one by one in the growth of quality onions.

Fulfillment of the above agrotechnical requirements is a process that depends on the number of revolutions of the rotating roller, which rotates the cell disk and excess seeds by mechanical planter machine with a cell disc, which sows onion seeds one by one in rows. In this regard, the theoretical and experimental study of the planting apparatus requires the justification of operating modes.

The movement to the working parts of mechanical planters is usually transmitted through the base wheels. The movement of both the cell disk and the rotating roller of the recommended planter is transmitted from the base wheel by means of a chain drive. The kinematic scheme of the transmission mechanism of this sowing machine is shown in Fig. 1.

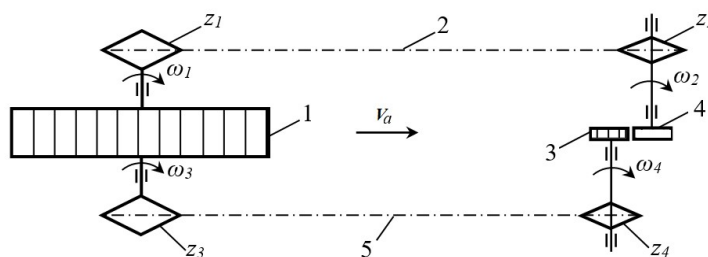


Figure 1. Kinematic scheme of the transmission mechanism of the planter

According to the kinematic scheme shown in Figure 1, the leading joint is the base wheel 1. The movement to the cell disc 3 and the rotating roller 4 is passed from the base wheel 1 through the chain drive 2 and 5, respectively. Here, the cell disc 3 and the rotating roller 4 perform a rotational motion in the same direction.

In the process of planting the seeds, the planter moves at any V_a speed. As a result of this V_a speed, the base wheel performs a rotational motion. The angular velocity of the base wheel is expressed as follows:

$$\omega_1 = \frac{V_a}{R_2}, \tag{1}$$

Note that V_a stands for the speed of movement of the planter or the linear velocity of the base wheel, m/s; R_2 stands for the radius of the base wheel, m.

We express the number of revolutions of the base wheel as in the following:

$$n_1 = \frac{30\omega_1}{\pi}. \tag{2}$$

Taking into account the execution of the technological process, we express the number of revolutions of the cell disk as:

$$n_u = \frac{60V_a}{lZ}, \tag{3}$$

here l - the distance between the seeds in a row, m; and z - the number of holes on the cell disk.

If we consider the expression (1), then the number of revolutions of the cell disk can be expressed as follows:

$$n_u = \frac{60V_a p}{lD\pi} \text{ or } n_u = \frac{n_{mz}}{u} \tag{4}$$

u stands for the number of transmissions of the chain transference.

We determine the number of revolutions of the return roller by the following condition, based on the technological process

$$n_p \geq n_u . \tag{5}$$

The reason for the inclusion of this condition is that the return roller must have time to keep the seeds that are outside the disc compartment and they must not get stuck in the groove.

We implement numerical solutions of the above expressions. According to the agro-technical requirements developed by the Scientific Research Institute of Agricultural Mechanization, the scheme of sowing onion seeds is given:

$$\frac{(40 + 10 + 10 + 10) 8 \text{ cm}}{4}, \frac{(40 + 15 + 15) 8 \text{ cm}}{3}, \frac{(50 + 10 + 10) 8 \text{ cm}}{3} \text{ or } \frac{(50 + 20) 8 \text{ cm}}{2}$$

[3].

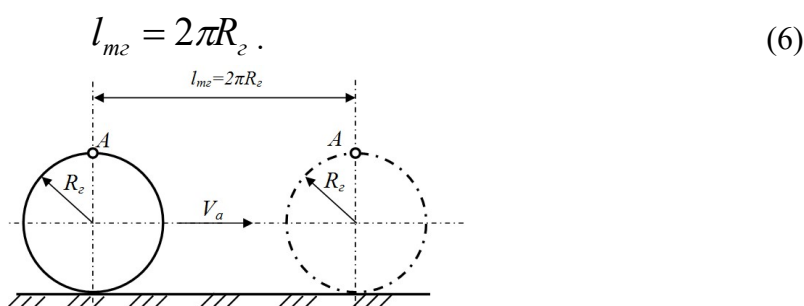


Figure 2. Schema determining the distance traveled by the base wheel of a planter once it is fully rotated

It can be seen from the figure that the distance between the seeds in the row is $l = 8 \text{ cm}$, the speed of movement of the planter is between of $V_a = (1-2) \text{ m / s}$, the radius of the base wheel is $R_2 = 0.2 \text{ m}$ and the number of cells in the cell disk is $z = (4-12)$

Methods. Since the cell disc and the return roller receive motion from the base wheel of the planter via chain transmission, we determine how long the base wheel will travel once it is fully rotated (Fig. 2) [4].

Based on the numerical solution of expression (6), we determine that the base wheel travels a distance of 1.25 m when it is fully rotated once. Based on the accepted values of the parameters, performing numerical solutions of expressions (1) and (2), we determine that the number of revolutions of the base wheel is in the range of $n_l = (47.8-95.5) \text{ rpm}$, depending on the speed of movement of the planter. The graph of the dependence of the number of cell disk rotations on the speed of movement of the planter and the number of cells is given in Figure 3.

The analysis of the graphs in Figure 3 shows that as the speed of movement of the sowing machine increases, the number of revolutions of the cell disk at any value of the number of cells must increase with a straight-line regularity. That is, when the speed of the planter is 1 m / s, if the number of cells is 4, the number of revolutions of the cell disk must be 187.5 rpm, if the number of cells is 8, 93.75 rpm, and if the number of cells is 12, 62.5 rpm. If the speed of the planter is increased by 1.5 m / s, then when the number of cells is 4, the number of revolutions of the cell disk should be 281.25 rpm, when the number of cells is 8, 140,625 rpm and when the number of cells is 12, 93.75 rpm. If the speed of the sowing machine is chosen to be 2 m / s, then when the number of cells is 4, the number of revolutions of the cell disk should be 375 rpm, when the number of cells is 8, it must be 187.5 rpm, and when the number of cells is 12, 125 rpm.

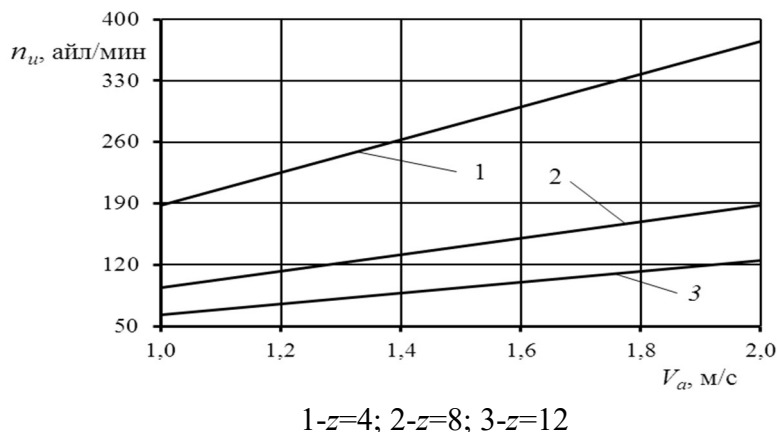


Figure 3. Graph of the dependence of the number of revolutions of the cell disk on the speed of movement of the planter and the number of cells

So, according to the agro-technical requirements of the planter, the number of cells for planting onion seeds in rows at intervals of 8 cm is 4, and the ratio of chain drive is 0.25 when the speed of the sowing machine is 1.5 m / s, and when the number of cells is 12, the transmission ratio of the chain drive is 1.02.

In the study of technological processes and technical means, theoretical study is not enough. Numerous and repeated experimental studies are required to determine the exact or optimal values of the results obtained. The results obtained in theoretical research are mainly based on experimental research, or the results that cannot be determined in theoretical research are determined in experimental one.

Results. Based on the above, experimental studies of the planter in the laboratory condition were carried out on the basis of the results obtained in theoretical research.

The graphs from the experimental studies are shown in Figures 4 and 5. The graph shown in Figure 4 shows that when the number of revolutions of the cell disk increased from 80 rpm to 140 rpm, the falling distance of the onion seed decreased from 12.7 cm to 6.5 cm, and its standard deviation increased from 0.57 cm up to 2.49. This can be explained by the fact that as the number of revolutions of the cell disc increases, the cells toss seeds faster into the seed transfer hole.

The graph shown in Figure 5 shows that as the number of rotations increases, the number of onion seed drops decreased first and then increased. For example, when the number of revolutions increased from 80 rpm to 120 rpm, the fall of onion seeds decreased from 1.45 to 1.22 rpm, and when the revolutions were raised from 120 rpm to 140 rpm, the fall grew by 1.36 rpm.

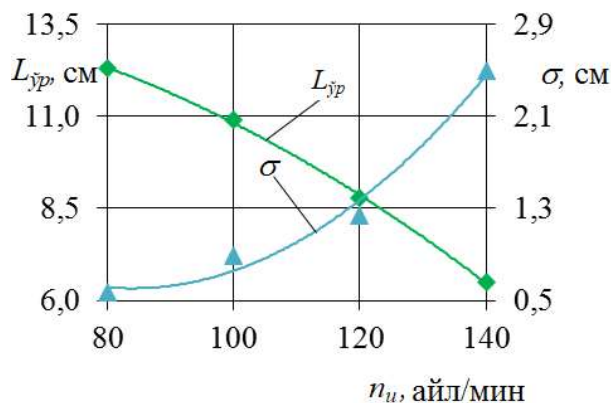


Figure 4. Graph of change of longitudinal distance between seeds (L_{yp}) and its standard deviation (σ) depending on the number of revolutions (n_u) of the cell disk

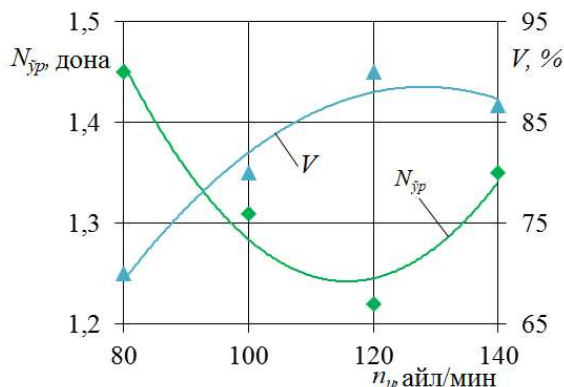


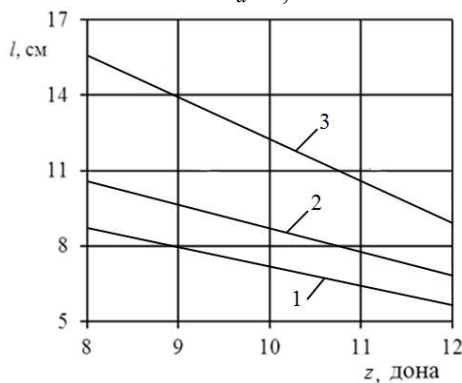
Figure 5. Graph of the number of sown seeds (N_{yp}) and their variation ($\pm V$) in relation to the number of revolutions (n_u) of the cell disk

The above analysis shows that in order for a machine to sow onion seeds to meet the established agro technical requirements, the number of revolutions of its cell disk must be 140 rpm.

In theoretical studies, in order the planter to sow onion seeds at intervals of 8 cm in rows according to the established agro-technical requirements, the number of cells for planting should be 4 and when the speed of the sowing machine was 1.5 m / s, the ratio of chain drive must be 0.25, when the number of cells is 12, the transmission ratio was found to be 1.02

The regression equation obtained in the experimental studies and the graphical connections in Figure 6 show that the distances between sown seeds decreased with a straight-line regularity as the number of cells in the cell disk increased.

In this case, the number of cells in the cell disk is 8 and the distance between the seeds sown is 8.5 cm when the speed of the planter is $V_a=1$ m/s, 10.5 cm when the speed is $V_a=1.4$ m / s, and 15.5 cm when the speed of movement is $V_a=1,8$ m / s.

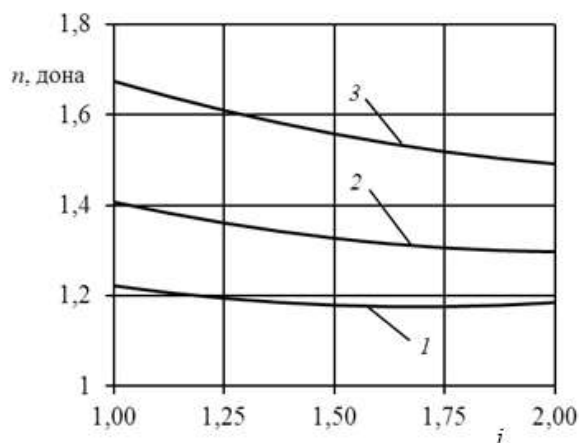


1 - when the speed of movement of the planter is $V_a=1$ m / s; 2 - when the speed of movement of the sowing machine is $V_a=1.4$ m / s; 3 - when the speed of movement is $V_a= 1.8$ m / s

Figure 6. Graphs of change in the distance between seeds depending on the number of cells in the cell disk

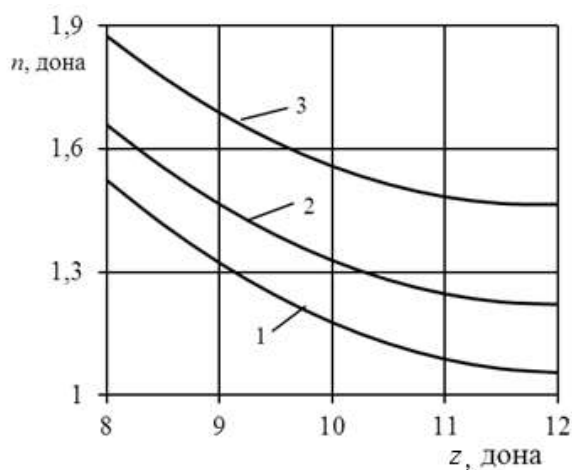
When the number of cells in the cell disk is 10 and the speed of the planter is $V_a = 1$ m / s, the distance between the sown seeds will be 6.5 cm, when the speed of the planter is $V_a = 1.4$ m / s, the distance will be 8.5 cm, when $V_a = 1.8$ m / s, it is 12.5 cm, when the number of cells in the cell disk is 12 and the speed of the machine is $V_a = 1$ m / s, the distance between the sown seeds is 5.5 cm, when the speed of the machine is $V_a = 1.4$ m / s, it is 6.5 cm, and 8.6 cm when $V_a = 1.8$ m / s.

Analysis of the graphical dependencies constructed by the regression equation shows that the seeds fell by 1-2 at all selected values of the number of revolutions of the cell disc. The graphical relationships in Figures 7 and 8 also show that in the ratio of the number of revolutions of the cell disk and the return rollers, as well as the number of cells in all accepted values in the cell disc, seeds fell by 1-2 seeds. However, it should be noted that with the increase in the values of all selected involving factors, the grain sowing accuracy increased with the curvilinear regularity.



1 - when the speed of movement of the planter is $V_a = 1$ m / s; 2 - when the speed of the machine is $V_a = 1.4$ m / s, 3 - when the speed is $V_a = 1.8$ m / s

Figure 7. Graph of the accuracy of sowing the seeds in relation to the ratio of the number of revolutions of the cell disk and the return rollers



1 - when the speed of movement of the planter is $V_a = 1$ m / s; 2 - when the speed of movement of the machine is $V_a = 1.4$ m / s; 3 - when the speed of movement of the machine is $V_a = 1.8$ m / s

Figure 8. Graph of the dependence of the accuracy of sowing seeds on the number of cells in the cell disk

Conclusion. In conclusion, we can say that the values obtained as a result of experimental research correspond to the values determined in theoretical research. For example, in theoretical studies, when the speed of the planter was in the range of 1-1.4 m / s, the number of revolutions of the cell disk was 140 rpm and the number of cells in the cell disk was 8, the distance between

the sown seeds was calculated to be 7.5-10.5 cm and was observed to be in the range of 8.0–10.0 cm in experimental research.

Reference

1. <https://epauzb.uz/post/analiticheskiy-obzor-mirovoy-torgovli-na-rynke-uka?lang=ru>.
2. Initial requirements for onion planter. Namangan, NamECI, 2020. – P.4
3. Временные исходные требования на овощную сеялку для сева семян мелкосеменных овощных культур с одновременной нарезкой поливных борозд на стадии разработки. Ташкент, ИМЭСХ, 2018. – 4 с
4. Karimov A. Agrotechnics of vegetable and melon crops. –Tashkent: Uzbekistan, 1985. P -268.
5. Turdaliev V.M. Scientific and technical solutions for the development of a combined machine for tillage and planting vegetable crops: Doctoral dissertation in technical sciences. – Т.: 2018. P- 200.
6. Ю.Н.Мешкун, С.Г.Лопарева, С.С.Родионов. Изучение процесса взаимодействия зерновки с наклонным отражателем. – Вестник Курганской ГСХА, № 3, 2016. – Б. 71-73.
7. Толыбаев А.Е. Обоснование параметров и режим работы пневматического высевающего аппарата сеялки для точного сева семян сои. Дисс. ... канд. тех. наук. – Ташкент, 2010. – 128 с.
8. ГОСТ 31345-2017 «Техника сельскохозяйственная. Сеялки тракторные. Методы испытаний». - КубНИИТиМ, 2017. – 74 с.
9. Аугамбаев М, Иванов А.З., Терехов Ю.И. Основы планирования научно – исследовательского эксперимента. – Ташкент: Ўқитувчи, 1993. – 336.
10. ГОСТ 20915-2011. Испытания сельскохозяйственной техники. Методы определения условий испытаний. – Москва: Стандартинформ, 2013. – 23 с.
11. Initial demand for a combined aggregate for pre-planting cultivation and sowing the seeds of small-grained vegetable crops. – Tashkent, 2018. P- 5.

UDC 677.051.152.6

INFLUENCE ON THE TECHNOLOGICAL CHARACTERISTICS OF THE WORKING CHAMBER PROFILE SAW GIN AND APRON

Sulaymonov Rustam Shinnikovich

Leading researcher of JSC “Paxtasanoat ilmiy markazi”

Axmedov Mirzokir Hakimovich

Researcher at the Tashkent Institute of Textile and Light Industry

Tuychiev Timur Ortikovich

Associate professor of Tashkent institute of textile and light industry

Tel: +99(897) 747 3406, e-mail: timur.tuychiev@mail.ru

Abstract:

Objective. *Studies have been carried out on the effect of the working chamber apron profile on the technological performance of the sawed gin, in which the work productivity of the gin at the selected optimal deviation angle is increased compared to the work productivity of the gin with a simple construction working camera, improving the quality of the fiber and seeds produced and the process of efficient ginning of cotton aimed at implementing.*

<u>CHEMICAL TECHNOLOGIES</u>	
<i>Kh.Kamoldinov, S.Sobirov, Z.Usmanova.</i> Study of total flavonoids contents and phytochemical screening of various leaves crude extracts of ferula syriaca.....	102
<i>M.I.Karabaeva, D.S.Salikhanova, S.R.Mirsalimova, E.B.Abdurkhmonov.</i> Adsorption of benzene vapors on adsorbents obtained from pine crops.....	106
<i>Sh.M.Khoshimov, J.B.Yuldashov, R.Kh.Sabirova, A.B.Abdikamalova, I.D.Eshmetov.</i> Practical application of coal-based adsorbents.....	111
<i>F.F.Hoshimov.</i> Study of ir spectra of quercetin-3-rhamnoglucoside complexes with deoxypeganine synthesized by solid-phase method.....	119
<i>F.I.Erkabaev, A.K.Mamatkulov, O.T.Mallabayev, A.M.Khurmamatov.</i> Degree of absorption of battery electrolyte in the separator and factors affecting the process.....	126
<u>MECHANICS AND ENGINEERING</u>	
<i>N.M.Aripov, Sh.Y.Usmanov, D.T.Kuchkarova, R.A.Sultonov</i> Determination of the maximum permissible speed value during the rewinding of raw silk using an intelligent asynchronous electric drive.....	133
<i>N.M.Aripov, Sh.Y.Usmanov, D.T.Kuchkarova, R.A.Sultonovó A.Sh.Tursunov.</i> Calculation of the speed control range of an intelligent asynchronous electric drive during rewinding raw silk.....	138
<i>N.Karimxodjayev, I.B.Erkinov, R.M.Dadaboyev.</i> Influence of fuel quality on reliability of operation and toxicity of exhaust gases of internal combustion engines.....	142
<i>V.M.Turdaliyev, G.U.Makhkamov, A.I.Akbarov. Sh.B.Mamadboev.</i> Research results on determining rational parameters of a mechanical seeding machine.....	149
<i>R.Sh.Sulaymonov, M.X.Axmedov, T.O.Tuychiev.</i> Influence on the technological characteristics of the working chamber profile saw gin and apron.....	155
<i>I.I.Kurbanova.</i> Vibration activity in light industry machines and their vibration protection....	161
<i>A.N.Murtazoyev.</i> Substantiation of the parameters of the lemex of the working body of the overturning device, which forms a longitudinal floor between the rows of cotton.....	165
<u>ADVANCED PEDAGOGICAL TECHNOLOGIES IN EDUCATION</u>	
<i>E.M.Urinov.</i> A survey of rain removal algorithms from video.....	171
<i>B.A.Abdukadirov.</i> Methods for detecting false inputs in biometric systems.....	177
<i>M.E.Tolqinov.</i> Study the dependence of the photocurrent values generated during the operation of solar photo elements with high sensitivity on the intensity of incident light.....	184
<i>H.N.Zaynidinov, O.K.Makhmanov, F.M.Latifov.</i> Ensuring transparency of activities of scientific councils awarding scientific degrees through digitalization of the attestation process.....	189
<u>ECONOMICAL SCIENCES</u>	
<i>A.T.Ubaydullaev, U.V.Gafurov.</i> Formation of organizational and economic mechanisms of local management of small business.....	195
<i>I.K.Yaxyaeva.</i> The essence of the concept and basic principles of "Lean production" management in industry.....	200